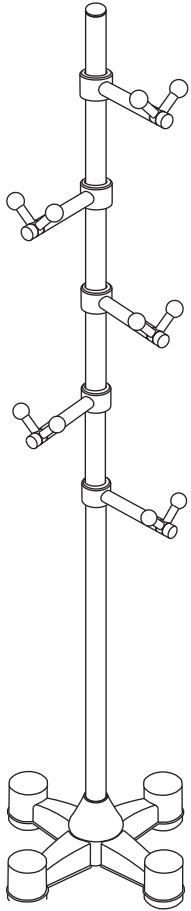


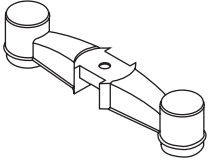
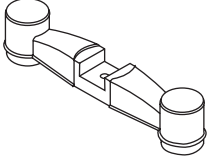
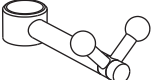



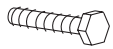

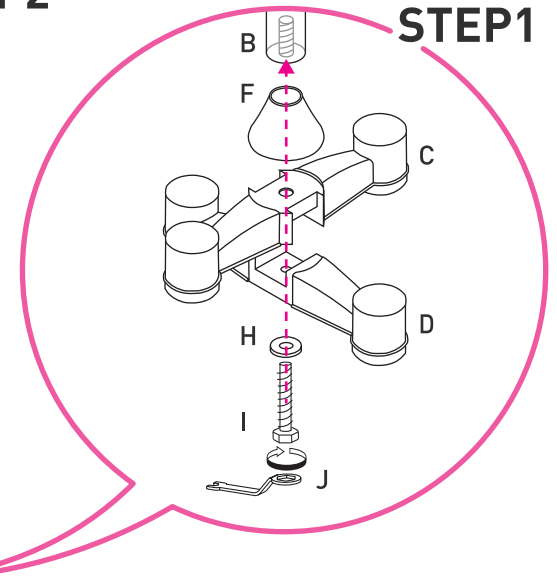
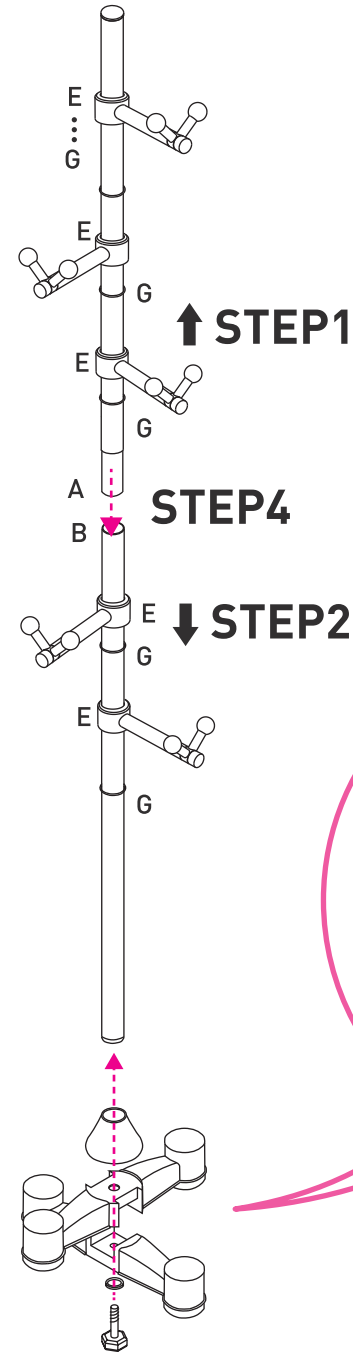


# 방울 스탠드 행거



<b>A</b>		x1
<b>B</b>		x1
<b>C</b>		x1
<b>D</b>		x1
<b>E</b>		x5
<b>F</b>		x1
<b>G</b>		x5
<b>H</b>		x1
<b>I</b>		x1
<b>J</b>		x1



- 제품을 조립하기전 반드시 부품을 확인하여 주세요.
- 만약 불량 부품이나 빠진 부품이 있을 경우에는 구입하신 판매점이나 AS센터에 문의 하시기 바랍니다.
- 박스 훼손시 교환이나 반품이 불가합니다.
- 조립 시 나사를 2/3기량만 조이면서 진행하시고 전체적으로 나사가 홀에 맞춰졌을때 완전히 조여 조립을 완성하세요.